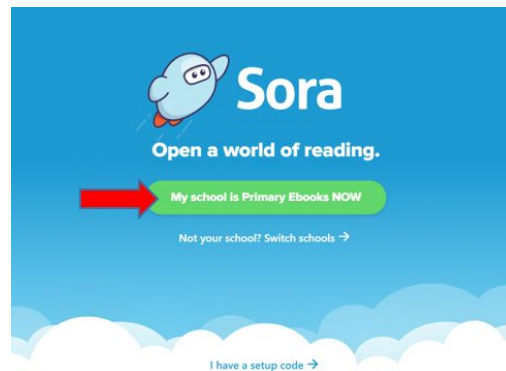


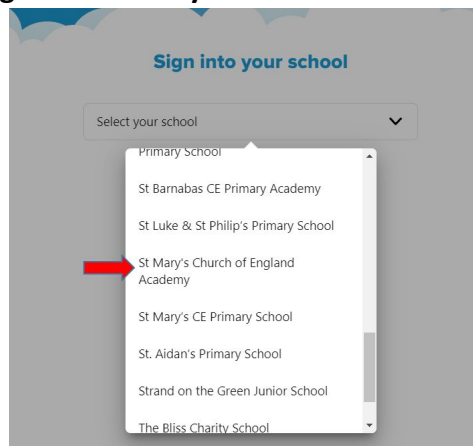
## Using Our Online Library from the Sora Website

---

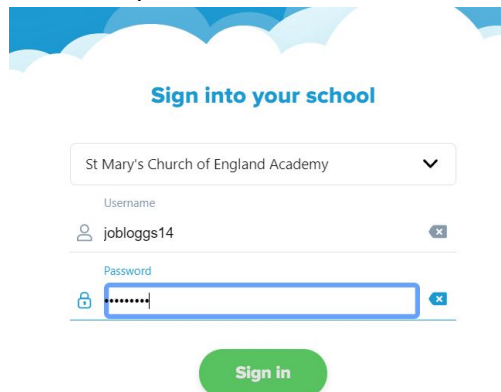
- 1) Head to the SORA website: <https://soraapp.com/welcome>
- 2) Click on the GREEN bar:



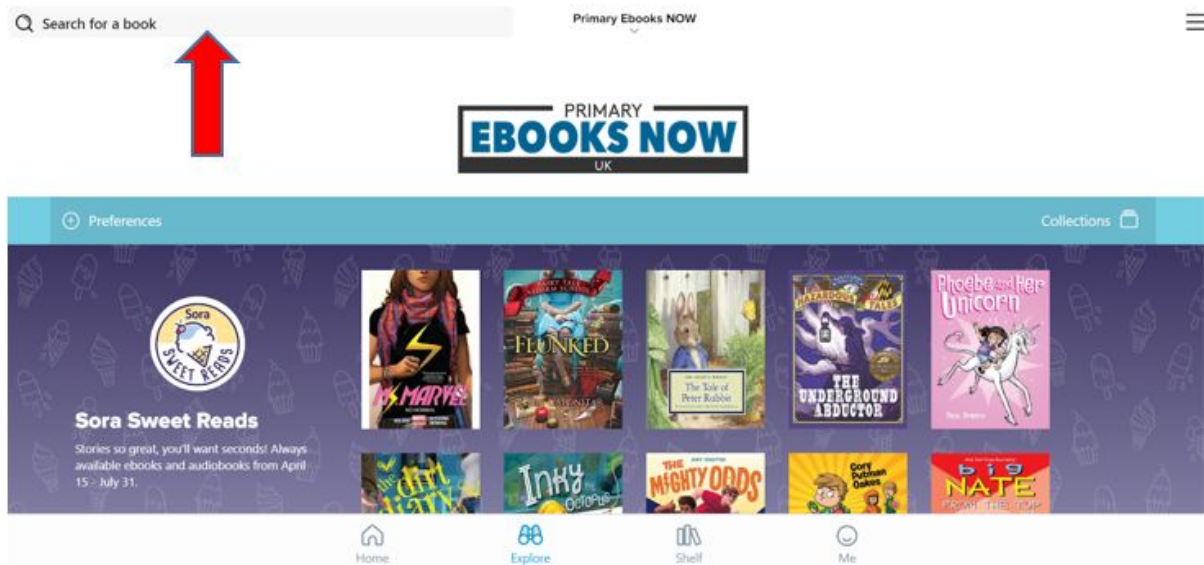
- 3) Select **St Mary's Church of England Academy**:



- 4) Use your school Google username and password to enter:


The image shows the login form for the Sora website. The title is 'Sign into your school'. There is a dropdown menu for selecting the school, which is currently set to 'St Mary's Church of England Academy'. Below this, there are two input fields: 'Username' with the value 'jobloggs14' and 'Password' with masked characters. There are icons for clearing the fields. At the bottom, there is a green 'Sign in' button.

- 5) You should now be in the online library. You can explore the collections from this page or search for a specific book using the search bar:



- 6) If a book is available, click on the blue **Borrow**. The book will automatically open for you.

The Dot • Peter H. Reynolds




**Borrow**

Read sample

Add to list

- 7) If a book is not available, click on **Place hold** and you will join a queue to read it.

I Want My Hat Back • Jon Klassen



Place hold



Read sample

Add to list

- 8) You can take out up to 3 books at a time. The loan period is a week. If you haven't finished your book before the week is up, you can renew for another week.