
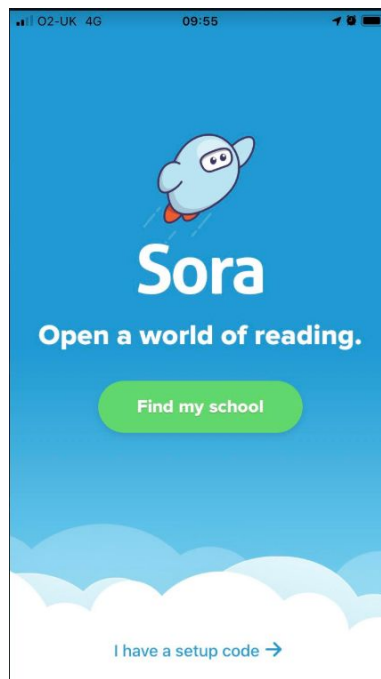


Using Our Online Library from the Apple or Android App

- 1) Find the SORA App in the Apple or Android store and download onto your device:



- 2) Click on the GREEN bar:





- 3) Select start to type **St Mary's Church of England Academy** until it shows up as an option:

< Back

Find your school

st mary's church

MATCHING SCHOOLS

Primary Ebooks NOW

St Mary's Church of England Academy
Trinity Avenue
Mildenhall, England, United Kingdom

This is my school!

- 4) Use your school Google username and password to enter:

< Back

Sign into your school

St Mary's Church of England Academy

Username


joblogg14

Password

Sign in


OverDrive respects your privacy.
Read the [OverDrive Privacy Policy](#).

- 5) You should now be in the online library. You can explore the collections from this page or search for a specific book using the search bar:



- 6) If a book is available, click on the blue **Borrow**. The book will automatically open for you.

The Dot • Peter H. Reynolds




Borrow

Read sample

Add to list

- 7) If a book is not available, click on **Place hold** and you will join a queue to read it.

I Want My Hat Back • Jon Klassen



Place hold



Read sample

Add to list

- 8) You can take out up to 3 books at a time. The loan period is a week. If you haven't finished your book before the week is up, you can renew for another week.